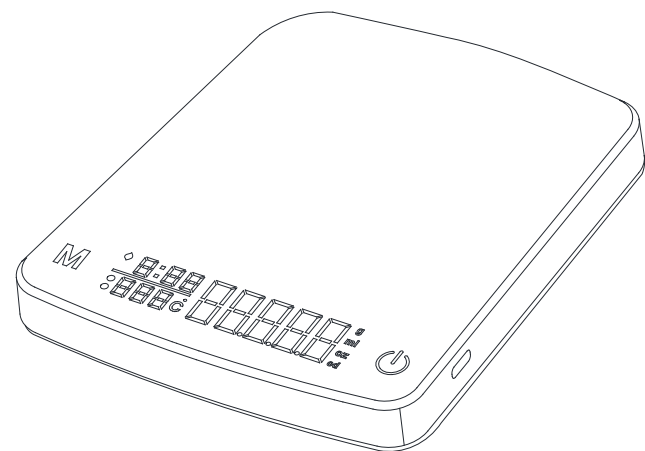




LABTO COFFEE SCALE



MANUAL

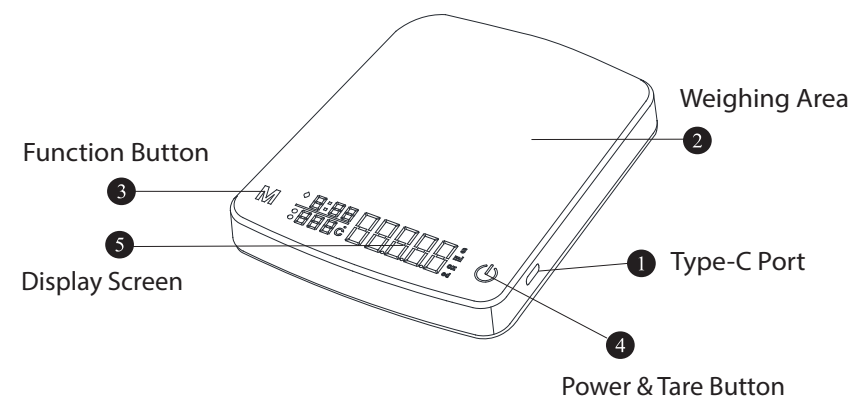
Please read the instructions carefully before use.

MODEL: LCS01

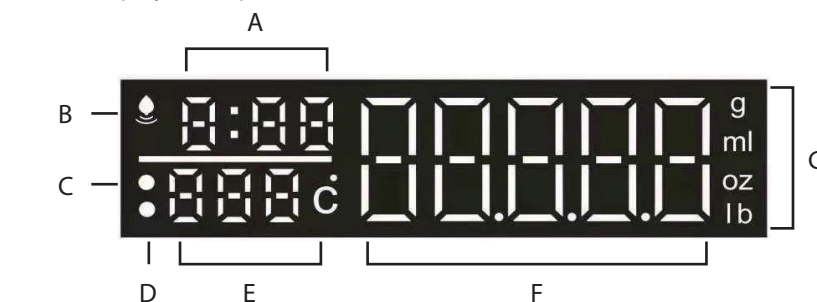
Product Features

- Maximum Capacity: 2,000g
- Minimum Weight: 0.1g
- Battery: Lithium-ion rechargeable 3.7V 1200 mAh
- Display: LED
- Timer, weight and temperature, tri-displays
- Charging and temperature probe port: Type-C
- There will be a beep when you press any button, and the timer will beep every minute
- Temperature measurement
- Timer starts when water flow is detected

Product Structure Description



- 1 Charging and temperature probe interface
- 2 Weighing area, please place items in the center
- 3 Function button: Single touch to start / pause timing. When the timer display is not zero, press and hold this button for 2 seconds to reset the timer. Double touch to switch the unit. When the timer displays zero, press and hold this button for 2 seconds to enter the calibration mode.
- 4 Press to turn on the scale. When it is turned on, a single touch is for tare, and double touches are for turning on auto-start timer mode. Hold for 3 seconds to power off.
- 5 Display description



A.	Timing display area	Maximum display 9 minutes 59
B.	Auto-timing icon	
C.	Blue indicator light	Displayed when charging
D.	Red indicator light	Displayed when the battery is too low
E.	Temperature	0 - 100 degrees
F.	Weight	
G.	Units	g, ml, oz, lb

Instructions

Power On



Weighing & Tare



When power on, tare with single touch, when power off, put items on for auto tare when turning on.

Timing & Measuring Temperature



Single-touch to start the timer when it is powered on. Plug in the temperature sensor and place the probe in the object to measure the temperature

Timer starts when water flow is detected



Double-touch to enter the auto-start timer mode, and the indicator icon will light up. The auto-timing will start within 3-9g of water. During timing, touch the "M" button to pause.

Calibration



Hold this button when power-on, press it again after the "CAL" appears, when "100" appears, put a 100g weight in the centre of the scale, "PASS" is displayed after the calibration, and then turn off.

Charging / low battery display and power off



The blue light is on when charging, and the red light is on when the battery is low. Hold this button to turn off.

Specifications

Model:	LCS01	
Dimensions:	118 X 128 X 20mm	
Product Weight:		
Battery:	Lithium-ion rechargeable	
Power Supply:	DC 5.1V 500mA	
Maximum Capacity:	2,000g	
Minimum Weight:	0.3g	
Readability:	0.1g	
Repeatability:	±0.3g	
Unit:	g, ml, oz, lb	
Temperature Range	0 ~ 120°C Deviation: ±2°C	
Working Environment:	Temperature / 0 ~ 40°C	Humidity / ≤90%
	Atmospheric Pressure 80kPa ~ 106kPa	
Storage & Transportation:	Temperature / -15 ~ 40°C	Humidity / ≤90%
	Atmospheric Pressure 60kPa ~ 106kPa	

The above parameters are subject to change without notice when the product performance is changed

Notification

1. For the best effect of your use, please place the scale on a level and stable hard surface.
2. This scale is a precision instrument and needs to be handled with care when using it. Do not place items that exceed the maximum weight for weighing to avoid permanent damage.
3. After weighing, please remove the weighing item from the scale, and do not place the item on the scale for a long time.
4. This product is non-waterproof, please do not wash it directly with water. Do not use it for a long time in a humid environment.
5. Store the product in a dry, stable, and non-corrosive environment.
6. When using the temperature probe to measure temperature, please do not touch the metal probe directly with your hands to avoid affecting the accuracy and high temperature burns.



COFFEE TECH LIMITED

Unit 23, 9 Chonny Crescent,
Manurewa, Auckland 2102,
New Zealand

www.coffee-tech.co.nz